

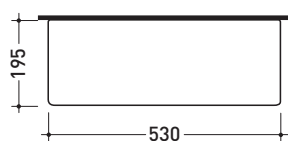
design **LUDOVICA+ROBERTO PALOMBA**

**2004**

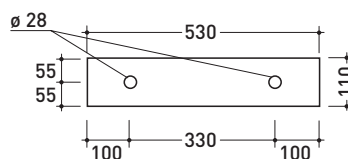
## 5090

**Ceramic shelf** (wall fixing kit included)

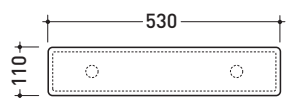
Package dim. **58,5 x 16 x 24 cm** | Weight **7,4 kg** | Pz. Pallet n° **36**



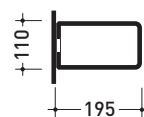
**vista zenitale / zenital view**



**vista retro / back view**



**vista frontale / frontal view**




**sezione longitudinale / section**


sizes in mm

Please consider a 2% tolerance on indicated measurements


**CERAMIC:** glossy finish

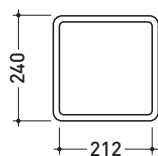


matt finish

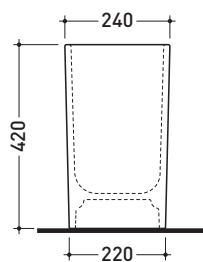


iridescent finish

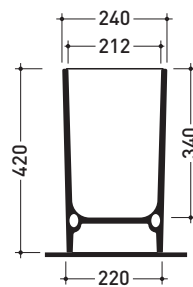




vista zenitale / zenital view



vista frontale / frontal view



sezione longitudinale / section

sizes in mm

Please consider a 2% tolerance on indicated measurements

**CERAMIC:** glossy finish



white



black

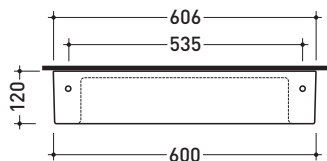
design **GIULIO CAPPELLINI**

**2006**

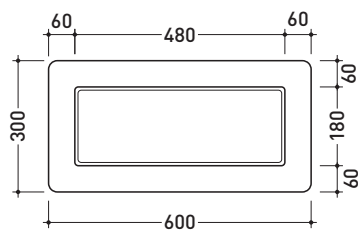
## FR30

Ceramic shelf with frame (wall fixing kit included)

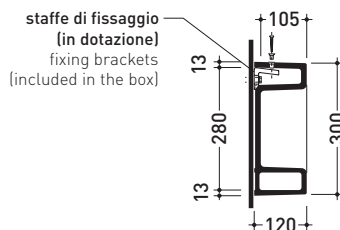
Package dim. **62 x 38 x 15 cm** | Weight **14 kg** | Pz. Pallet n° **32**



vista zenitale / zenital view



vista frontale / frontal view



sezione longitudinale / section

sizes in mm

Please consider a 2% tolerance on indicated measurements

**CERAMIC:** glossy finish



white



black